







## R46-14

92 Day RM



R46-14 adapts to a wide variety of environments and has a healthy green appearance with strong early season vigor. R46-14 plant height is medium-tall and is best planted in its adapted RM zone but does have good southern movement.

### Management Guidelines

-  Best in adapted RM zone
-  Good choice for stress prone soils
-  Plant med-high to high populations
-  Candidate for fungicide corn on corn

Base Genetic Family: R46-27VT2PRIB, D46-04

### Disease Ratings <1 poor: 5 excellent>

Northern Leaf Blight .....	4.0
Southern Leaf Blight.....	2.5
Gray Leaf Spot.....	3.5
Eyespot.....	3.5
Leaf Anthracnose.....	3.0
Common rust.....	3.5
Goss's Wilt.....	3.5

### Agronomic/Descriptive Traits

GDU's to Mid-Silk .....	1240
GDU's to Black Layer.....	2305
Plant Height .....	Medium-Tall
Emergence .....	4.0
Early Growth .....	4.5
Stalk Strength .....	4.5
Root Strength .....	4.5
Plant Health.....	3.5
Drought Tolerance .....	4.5
Drydown .....	4.5
Ear Retention.....	4.5
Test Weight .....	3.5
Population Tolerance.....	32-36
Ear Type.....	Semi-Flex
Kernel Row .....	16-18
Cob Color .....	Red
Leaf Angle.....	Semi-Upright
Shank Length .....	Medium
Corn on Corn.....	Recommended

### Soil Recommendations

Coarse soil (sand) .....	3.5
Med. Coarse soil (silt) .....	4.5
Fine soil (loam).....	5.0
Med Fine soil (clay).....	4.0